Poz.4.3.BELKA PODWALINOWA BP-3 skala 1 : 25
wyk. 1 szt.

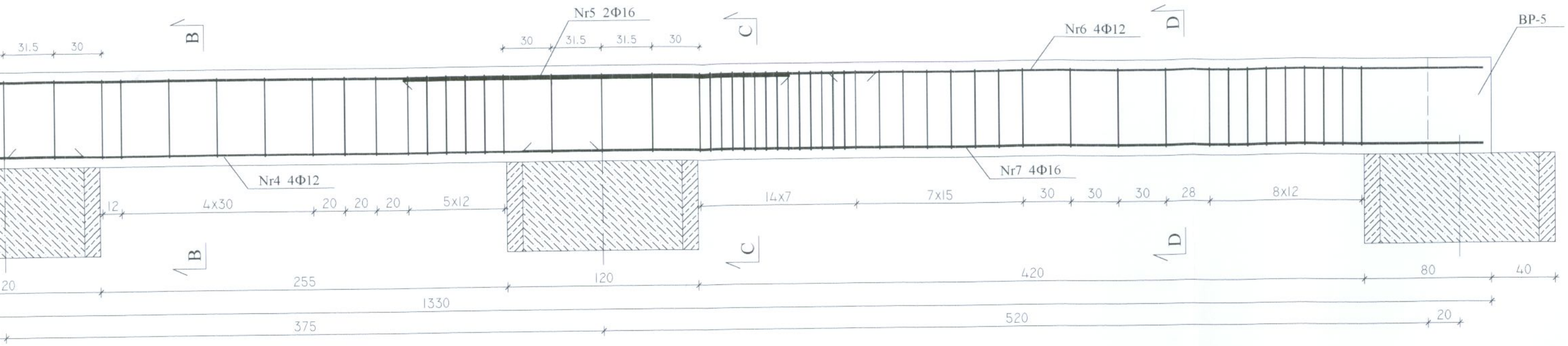

4 Nr2 Φ 16 L = 972 cm
972

2 Nr5 Φ 16 L = 243 cm
243

4 Nr6 Φ 12 L = 412 cm
412

64

64

4 Nr7 Φ 16 L = 605 cm
605

64

4 Nr4 Φ 12 L = 403 cm
403

UWAGA:
Naroża połączenia belek dozbroić wg. rys. NR11

RZEKRÓJ C-C

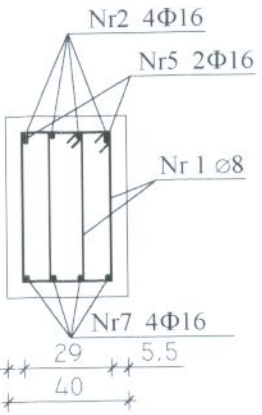

PRZEKRÓJ D-D

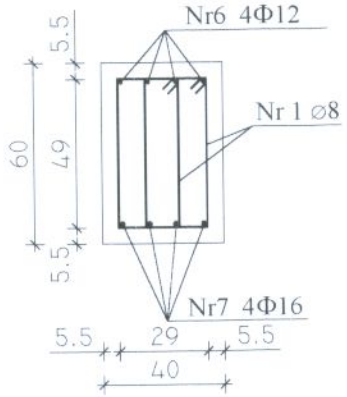

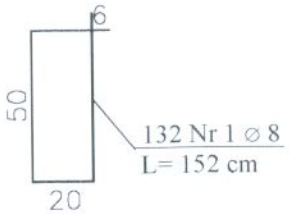

BETON B25 (C20/25)
STAL Φ A-III (34GS)
⌀ A-I (St3S)

±0,00 = 131,70

PRO-DETAN	BIURO PROJEKTÓW "PRO-DETAN" KIELCE UL. MAZURSKA 60		Nr rys. 6
NOSAN KIELCE	ZAKŁAD PROJEKTOWO-USŁUGOWY OCHRONY ŚRODOWISKA		Skala 1 : 25
Zadanie	ROZBUDOWA I MODERNIZACJA OCZYSZCZALNI ŚCIEKÓW KOMUNALNYCH W MOGIELNICY		
Projekt	PROJEKT WYKONAWCZY	Branża KONSTRUKCJA	
Tytuł rys.	BUDYNEK TECHNICZNO-SOCJALNY Poz.4.3.BELKA PODWALINOWA BP-3		
Projektował	mgr inż. Małgorzata Grudzień	Nr upr. KL 106/93	Data 09.2005
Opracował	mgr inż. Wojciech R. Król	-	09.2005
Sprawdził	inż. Andrzej Grudzień	KL 230/90	09.2005

Poz.4.3.BELKA PODWALINOWA BP-3 skala 1 : 25
wyk. 1 szt.

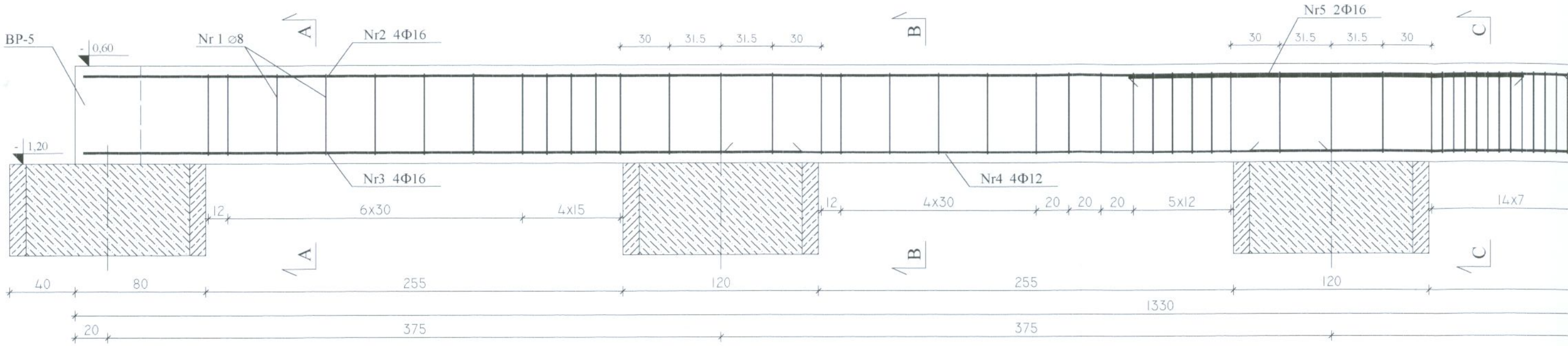

4 Nr2 Φ 16 L = 972 cm

2 Nr5 Φ 16 L = 243 cm

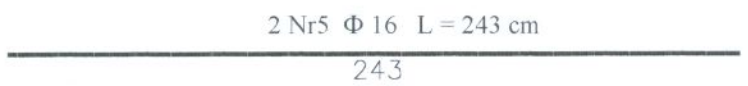

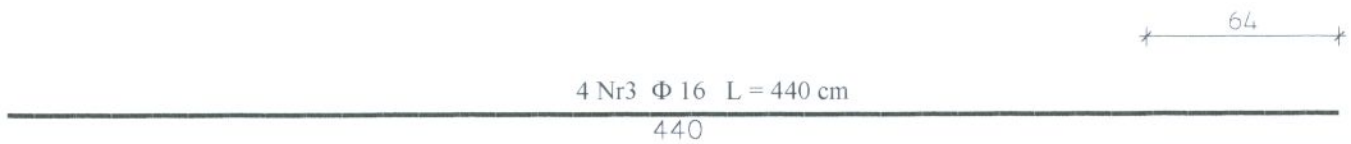

4 Nr3 Φ 16 L = 440 cm

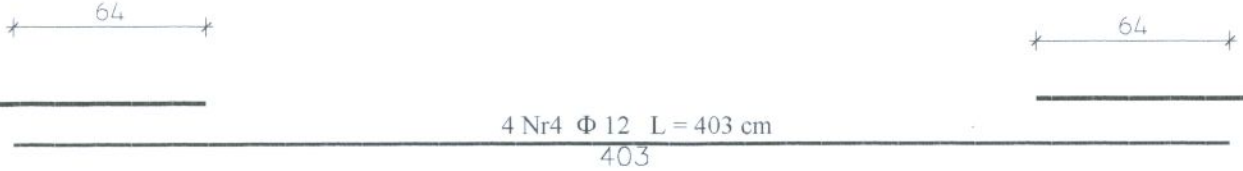

4 Nr4 Φ 12 L = 403 cm

PRZEKRÓJ A-A

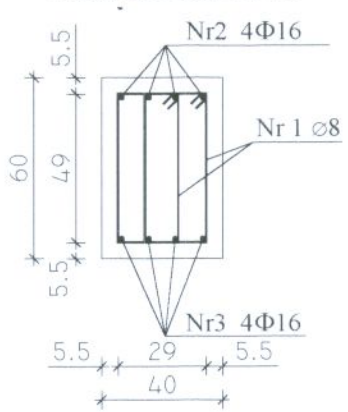

PRZEKRÓJ B-B

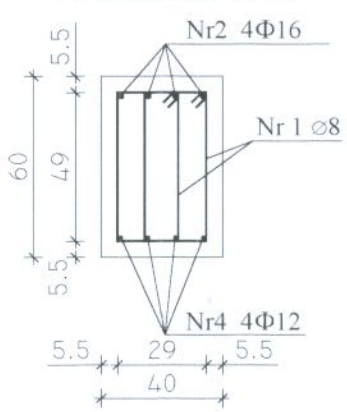

PRZEKRÓJ C-C

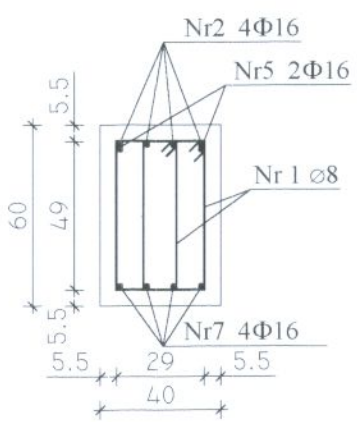
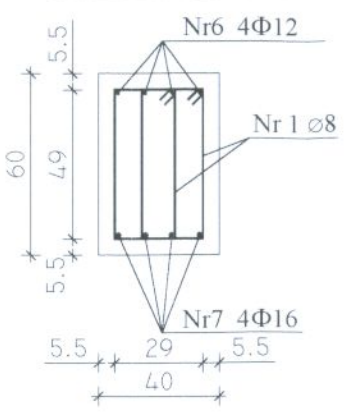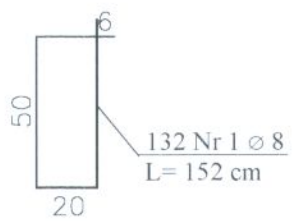
PRZEKRÓJ D-D